

Lead and Lag Times of European Countries in a Gentler World

9.03.2021

15th Conference “Social Monitoring and Reporting in Europe”

Oliver Nahkur

oliver.nahkur@ut.ee

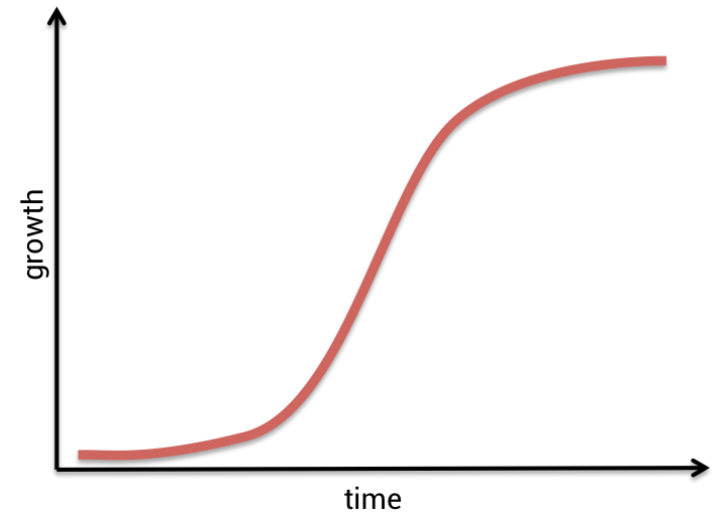
University of Tartu, Estonia

Estonian Research Council (PRG700)



Background and aim

- According to Pinker (2011; 2018), Ingelhart (2018) and Welzel (2013), the human world has been moving toward more tolerance and less violence.
- We aim to quantitatively specify this trend toward “a kinder, gentler world” for various indices using extrapolations from previous decades.
 - Linear extrapolation from previous decades is the simplest, but when indices are defined to run from 0 to 1 (100%) or vice versa, it risks leading to absurd values, negative or exceeding 1.
 - We avoid this by using logistic approach from a floor of 0 to a ceiling of 1, over time (simple logistic growth).



Our previous similar studies



COMPARATIVE SOCIOLOGY 18 (2019) 148-172



Was Pinker on the Right Track? The Speed of
Recent Decline of Violence and Gender Inequality

- <https://doi.org/10.1163/15691330-12341494>

Social Indicators Research
<https://doi.org/10.1007/s11205-020-02540-3>

ORIGINAL RESEARCH



Lead and Lag Times of Countries in a Gentler World

Oliver Nahkur¹ · Rein Taagepera^{2,3}

Accepted: 1 November 2020
© Springer Nature B.V. 2020

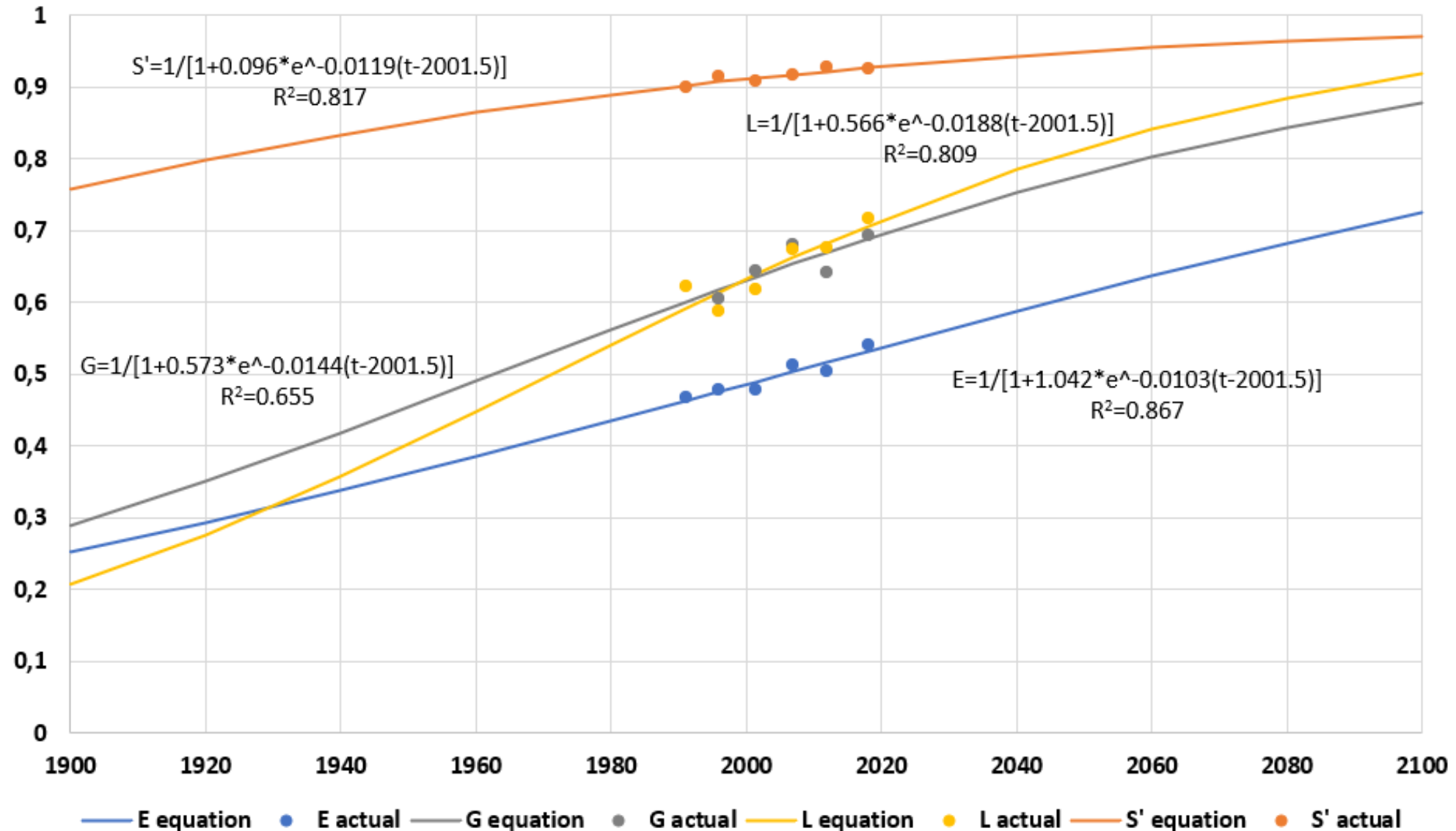
- <https://doi.org/10.1007/s11205-020-02540-3>

Data and measures

- Integrated Values Database 1981-2014, “WVS Wave 1 to 6 Key Aggregates” and EVS/WVS 2017-2020 datasets are used in these analyses.
- **S:** Societal Index of Interpersonal Destructiveness constructed by Nahkur et al. (2017), measuring countries level of interpersonal violence, has two dimensions – Prerequisites and Consequences of Interpersonal Destructiveness.
 - Prerequisites include following 5 sub-dimensions: prior experience with destructive interpersonal conflict, low wellbeing, poor parenting, poor relationship climate and economic insecurity
 - Consequences include 3 sub-dimensions: longer-term consequences to health, fatal consequences to health – suicides and assaults
- **E:** Emancipative Values Index by Welzel (2013) 12-item index measuring a national culture’s emphasis on universal freedoms in the domains of (1) reproductive choice (acceptance of divorce, abortion, homosexuality), (2) gender equality (support of women’s equal access to education, jobs and power), (3) people’s voice (priorities for freedom of speech and people’s say in national, local and job affairs), and (4) personal autonomy (independence, imagination and non-obedience as desired child qualities). 0=least and 1=most emancipative position.
- **G:** gender equality (support of women’s equal access to education, jobs and power) sub-index by Welzel (2013)
- **L:** how much freedom of choice and control you feel you have over the way your life turns out (1 = "none at all; 10 = "a great deal") .

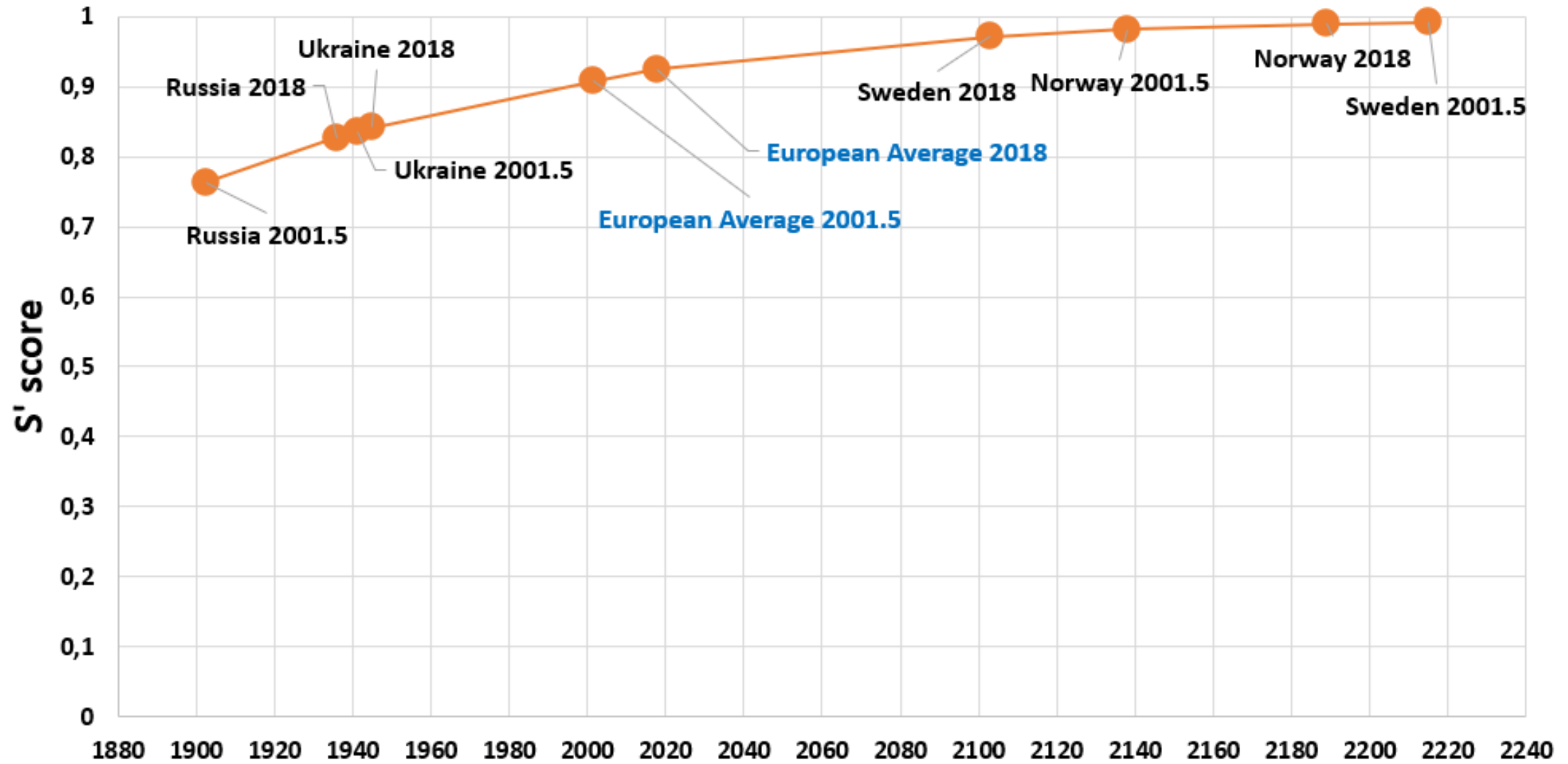
- For 13 European countries (Sweden, Norway, Spain, Germany, Finland, Poland, Slovenia, Bulgaria, Romania, Hungary, Ukraine, Russia, Turkey)
 - S, E, G and L scores for at least four periods out of the possible six: 1989-1993, 1994-1998, 1999-2004, 2005-2009, 2010-2014 and 2017-2020.

European average trends: simple logistic growth curves

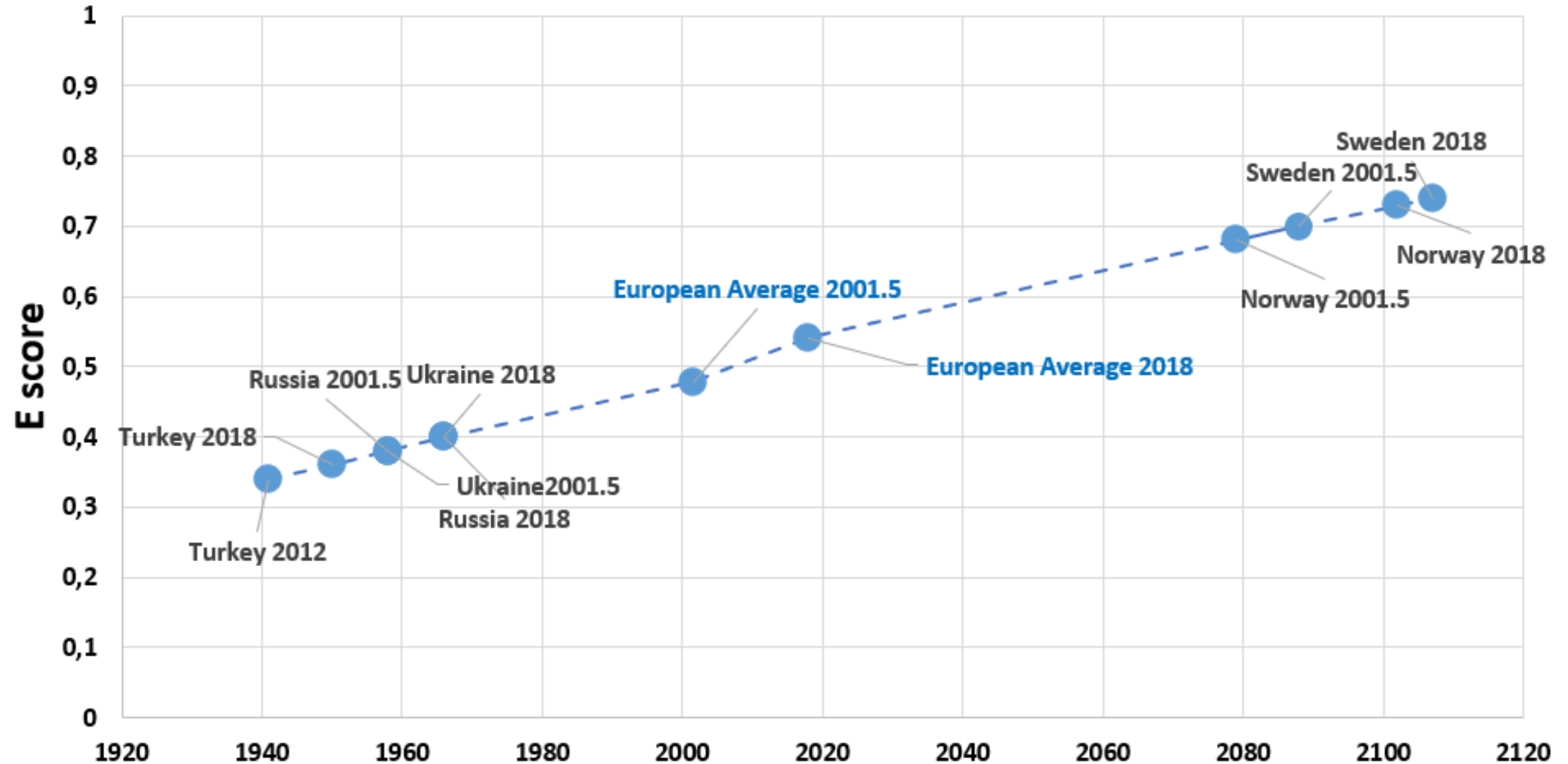


Lag and lead times of individual countries

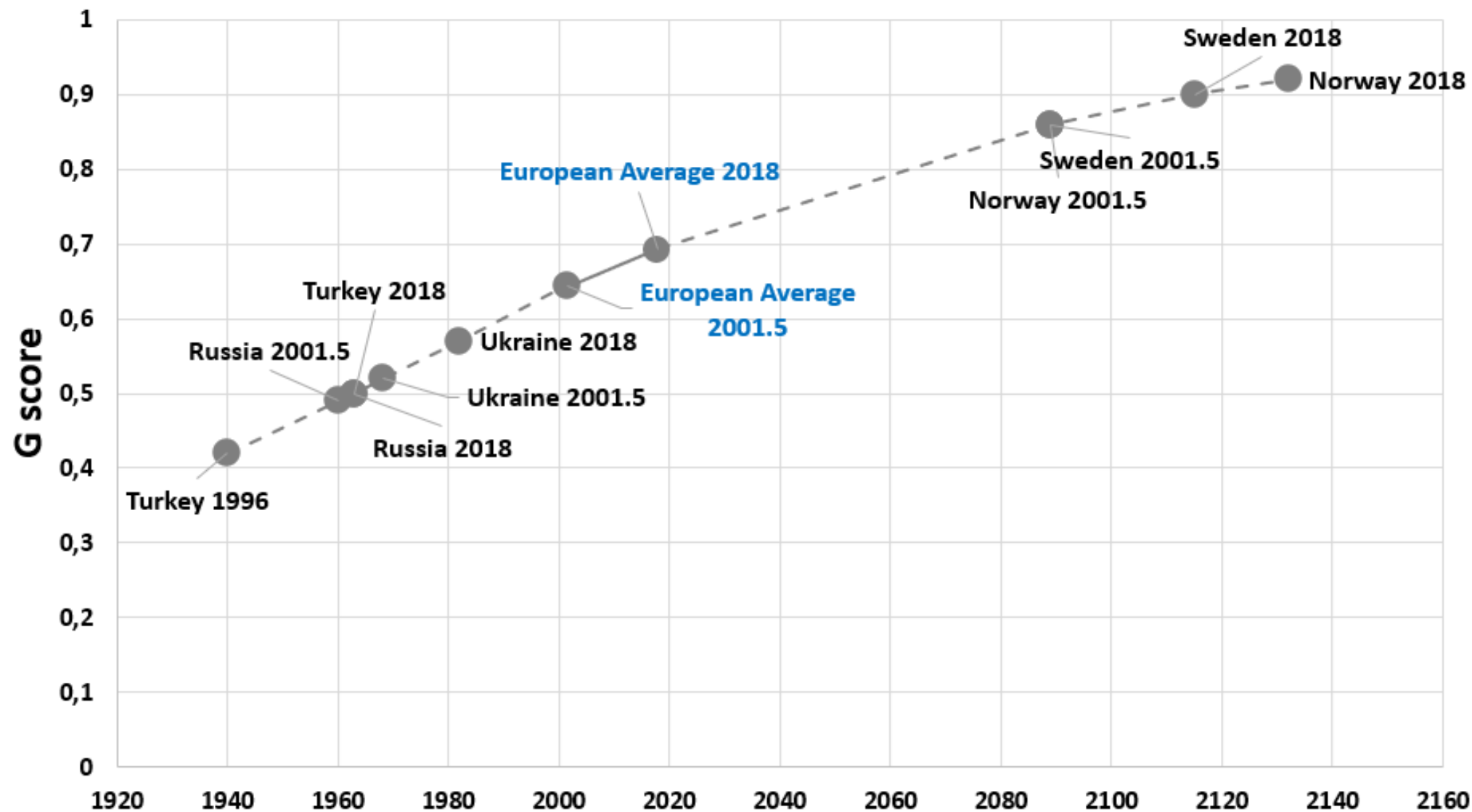
Extreme lags or leads in S'



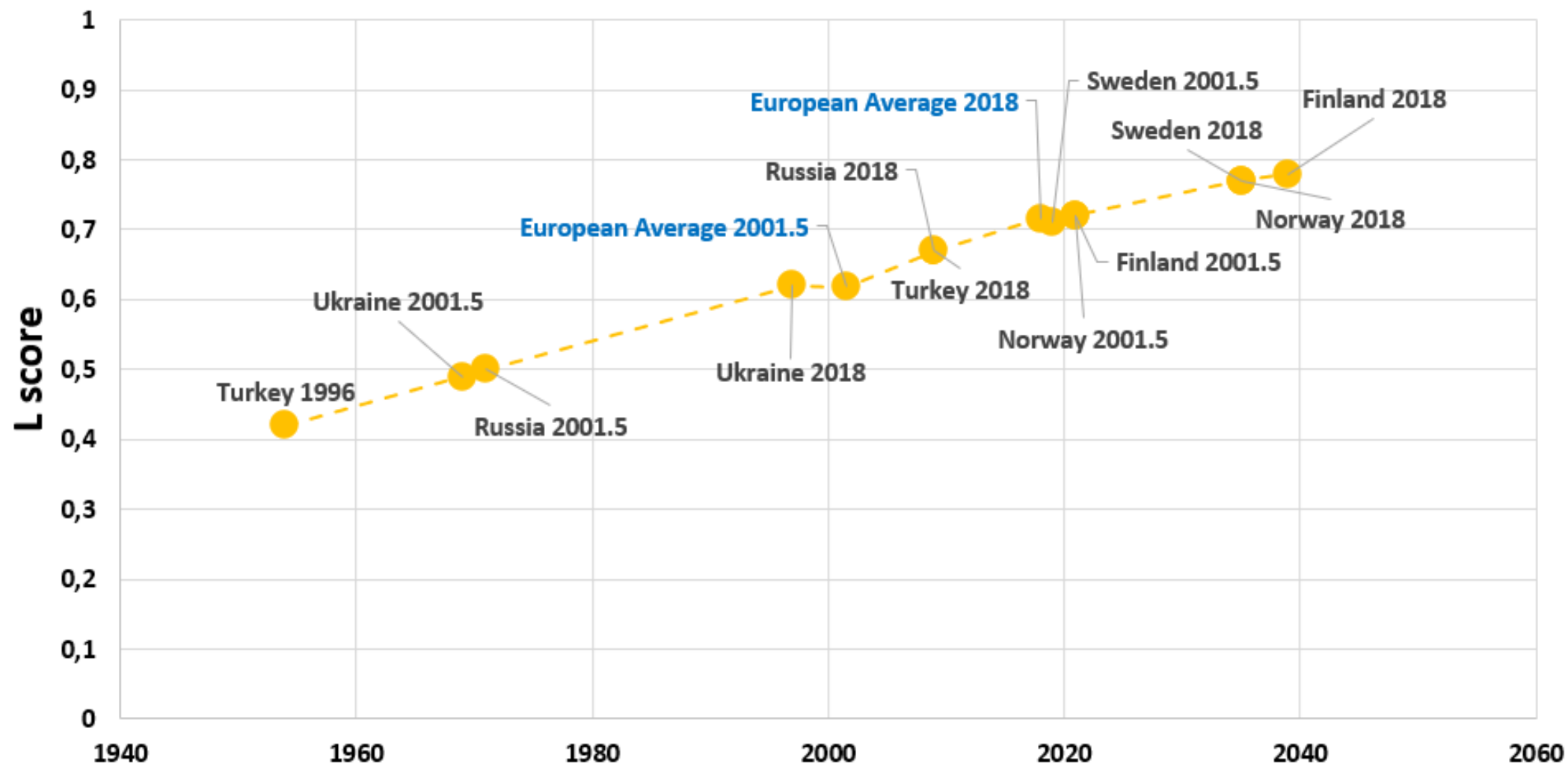
Extreme lags or leads in Emancipative values



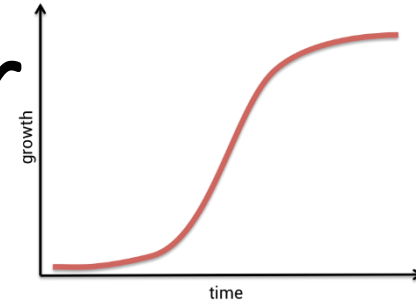
Extreme lags or leads in Gender equality values



Extreme lags or leads in Locus of control



Conclusion: Are we moving towards a gentler Europe, and if so, how fast are we moving?



- Using data for 13 European countries from 1991 to 2018, a positive trend is observed in four indicators—Welzel’s Emancipative Values Index (E) and Gender Equality sub-index (G), Locus of Control (L) and Nahkur’s Societal Index of Interpersonal Destructiveness (S)
- Using logistic approach from a floor of 0 to a ceiling of 1, over time, it is apparent that
 - G and L are at the higher speed growth phase (middle part of the stretched out S-curve);
 - E is also at the higher speed growth phase but as its S curve is much more stretched out, its increase is not so quick;
 - S is at the growth phase where its further increase cannot be so quick (already close to a ceiling of 1).

- Among selected 13 countries,
 - Russia, Ukraine, Turkey tend to be the ones lagging the European average scores the most;
 - Sweden and Norway tend to be the countries leading the European average the most.
 - The range of lags and leads was widest for S—from a 99-year lag (Russia) to a lead of 225 years (Sweden).
 - E ranged from -77 to +89, G from -56 to +114 while L had narrower range.

What is **Societal Index of Interpersonal Destructiveness**?


Any questions?

Soc Indic Res (2017) 133:431–454
DOI 10.1007/s11205-016-1378-2



Oliver Nahkur
oliver.nahkur@ut.ee

A Two-Dimensional Two-Layered Societal Index of Interpersonal Destructiveness: Internal Consistency Analysis

Oliver Nahkur¹  • Dagmar Kutsar² • Rein Murakas³

Accepted: 26 May 2016 / Published online: 4 June 2016
© Springer Science+Business Media Dordrecht 2016

<https://doi.org/10.1007/s11205-016-1378-2>