



# Oxford Supertracker: The Global Directory for COVID

**Policy Trackers & Surveys**

<https://supertracker.spi.ox.ac.uk/>

As of March 2021:

**147 policy trackers &**

**53 inter/national surveys**



Oxford Supertracker  
The Global Directory for COVID Policy Trackers and Surveys

Home **Policy Trackers** Surveys Blog Contribute About

## Policy Trackers

If you maintain or know of an additional dataset, please [submit a new source](#). We will promptly review it in line with our [criteria for inclusion](#) and update the collection.

Results: 2/131

Download as CSV

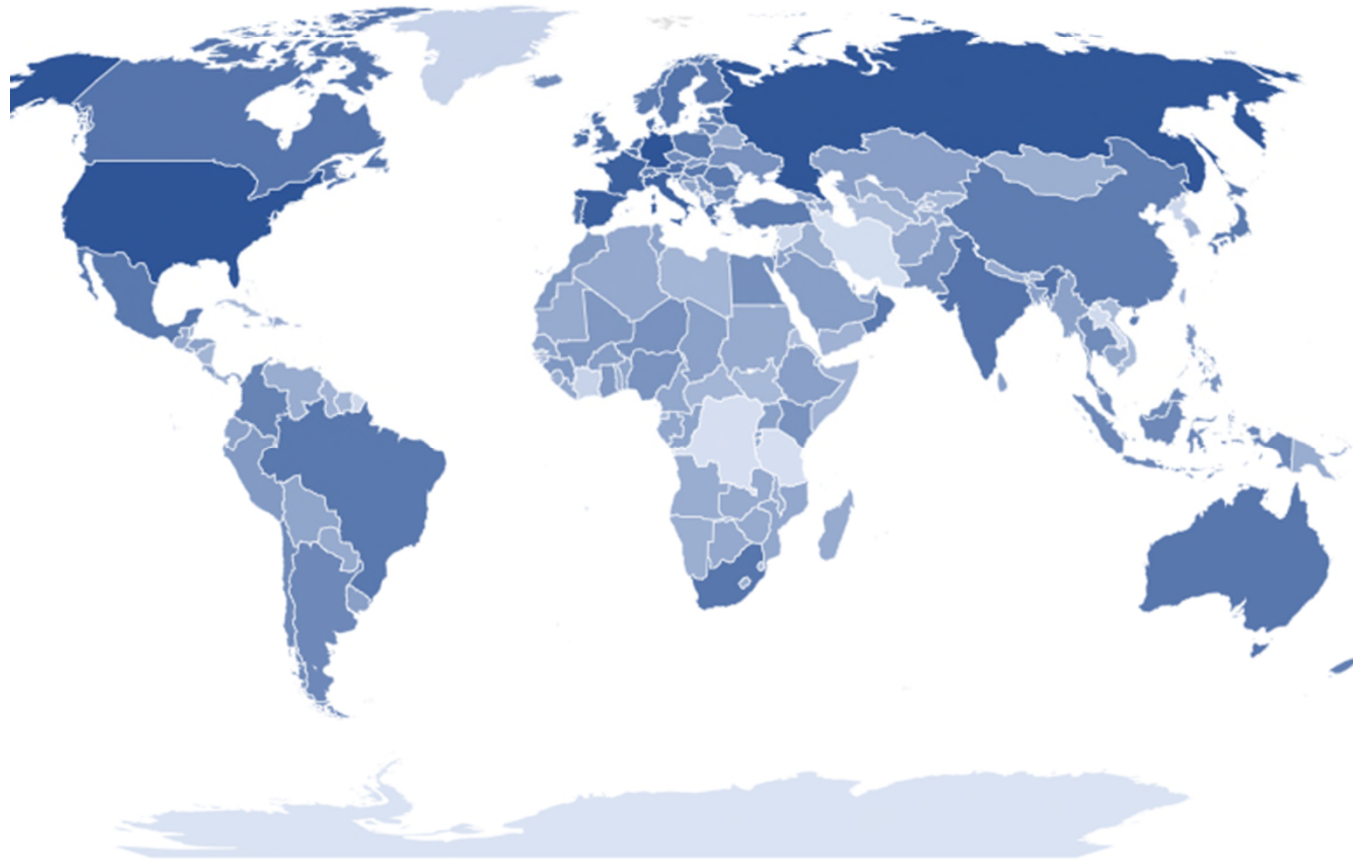
Title	Policy Area	Focus	Country Coverage	Data Format	Authors
<input type="text" value="Enter Searchterm"/>	<input type="text" value="Social and Employment Policy"/>		<input type="text" value="worldwide"/>	<input type="text" value="csv, dta"/>	<input type="text" value="Select Filter..."/>
<a href="#">Governments' responses to COVID-19 dataset</a>	Social and Employment Policy; Macroeconomic and Financial Policy; Health and Care Policy	It tracks 19 measures – 12 public health measures and 7 economic measures – taken by 229 governments on a daily basis. The tracking of the measures allows creating an index of the rigidity of public health measures and an index of economic response to the pandemic.	worldwide; Afghanistan; Albania; Algeria; Andorra; Angola; Anguilla; Antigua and Barbuda; Argentina <input type="button" value="show 194 more countries..."/>	xls; dta	<a href="#">Simon Porcher; IAE Paris - Université Paris I Panthéon-Sorbonne</a>
<a href="#">IGC COVID-19 tracker</a>	Social and Employment Policy; Macroeconomic and	economic support measures for countries worldwide by 1) wage/employment support, 2) cash transfers, 3) credit schemes/guarantees/ business support 4) tax delays/deferrals 5)	worldwide; Afghanistan; Albania; Algeria; Angola; Argentina; Armenia; Aruba; Australia	xls; csv	<a href="#">International Growth Centre</a>

# 1. Oxford Supertracker: **policy tracker** directory

## *Who produces Covid-19 Policy Trackers?*

<b>Providers of policy trackers</b>	<b>N</b>	<b>%</b>
Academics/institutes	50	34.7%
International organizations	41	28.5%
- <i>UN..., ILO</i>	22	15.3%
- <i>OECD (13), EU (6)</i>	19	13.2%
NGOs	24	16.7%
Thinktanks	13	9.0%
Companies (internet, etc.)	13	9.0%
Public agencies (US, CAN)	3	2.1%
<b>All policy trackers</b>	<b>144</b>	<b>100.0%</b>

www.supertracker.spi.ox.ac.uk  
 Policy Trackers (N=147) Country Coverage



N	CODE		Percent %147
80	DEU	Germany	54.4%
80	USA	USA	54.4%
79	RUS	Russia	53.7%
74	ESP	Spain	50.3%
73	FRA	France	49.7%
72	ITA	Italy	49.0%
69	NLD	Netherlands	46.9%
67	BEL	Belgium	45.6%
67	DNK	Denmark	45.6%
66	IRL	Ireland	44.9%
65	AUT	Austria	44.2%
65	GBR	UK	44.2%
64	GRC	Greece	43.5%
63	PRT	Portugal	42.9%
63	SWE	Sweden	42.9%
62	CAN	Canada	42.2%
62	IND	India	42.2%
61	AUS	Australia	41.5%
61	FIN	Finland	41.5%
61	ZAF	South Africa	41.5%
60	BRA	Brazil	40.8%
60	HUN	Hungary	40.8%
60	MEX	Mexico	40.8%
60	POL	Poland	40.8%
59	CHE	Switzerland	40.1%
59	EST	Estonia	40.1%
59	JPN	Japan	40.1%
59	NOR	Norway	40.1%
59	OMN	Oman	40.1%
59	ROU	Romania	40.1%

+214 countries with less than 40% coverage



<https://supertracker.spi.ox.ac.uk/>

**N = 147 policy trackers,**  
 n = 244 countries covered

## 2. Oxford Supertracker: **policy tracker** directory

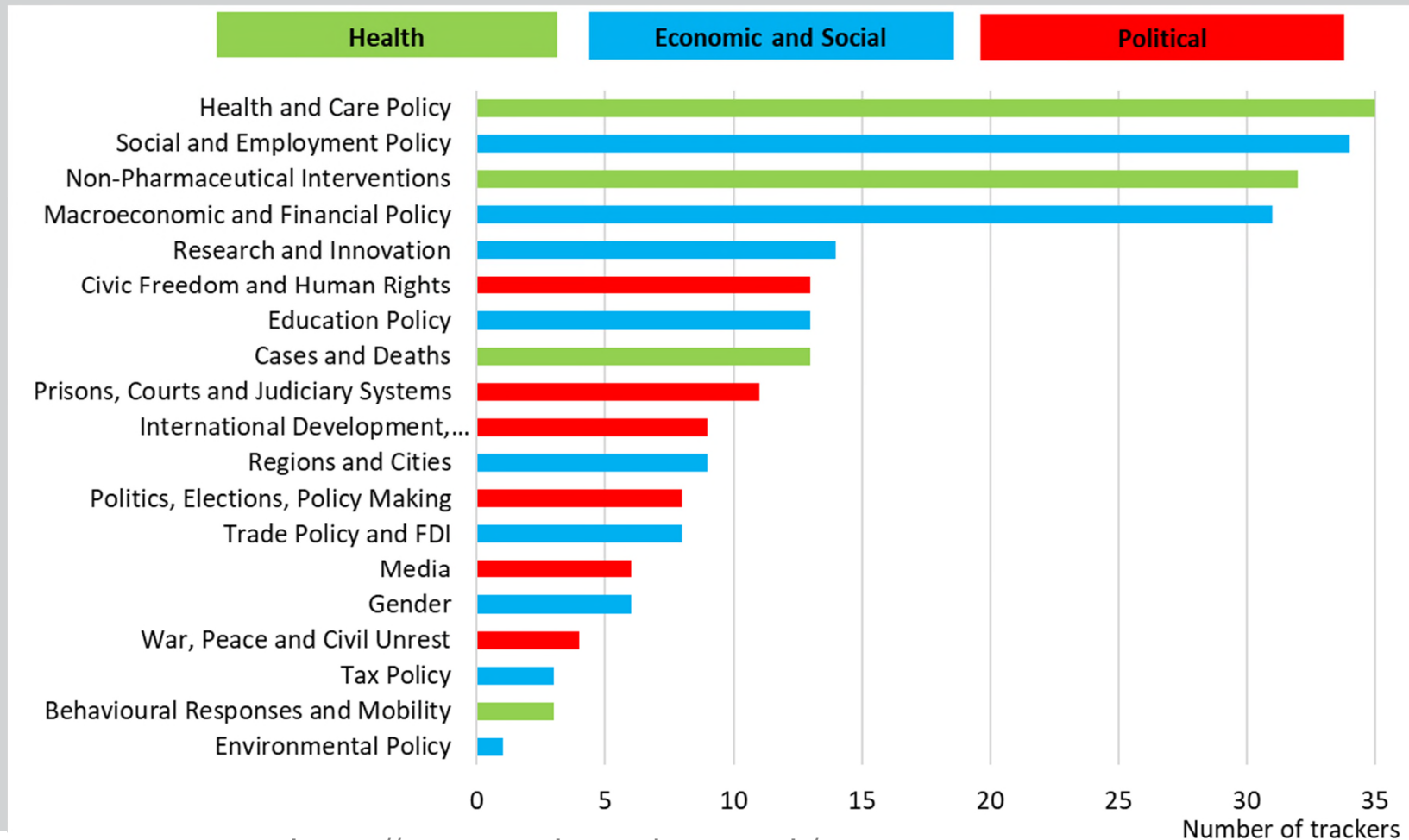
### *Which regions are covered?*

→ International efforts but some European & US focus

<b>World / regions / countries</b>	<b>N</b>	<b>%</b>
World-wide	97	67.4%
<i>(incl. 13 OECD+/3 G20)</i>	16	11.1%
Angloph. (23 US, 1 UK, CAN, AUS)	26	18.1%
Europe (13 EU, 1 East only)	14	9.7%
Africa	5	3.5%
Others (1 Asia, 1 CH)	2	1.4%
<b>All policy trackers</b>	<b>144</b>	<b>100.0%</b>
<i>(not including surveys)</i>	45	

### 3. Oxford Supertracker: **policy tracker** directory

#### *What type of policies are covered?*



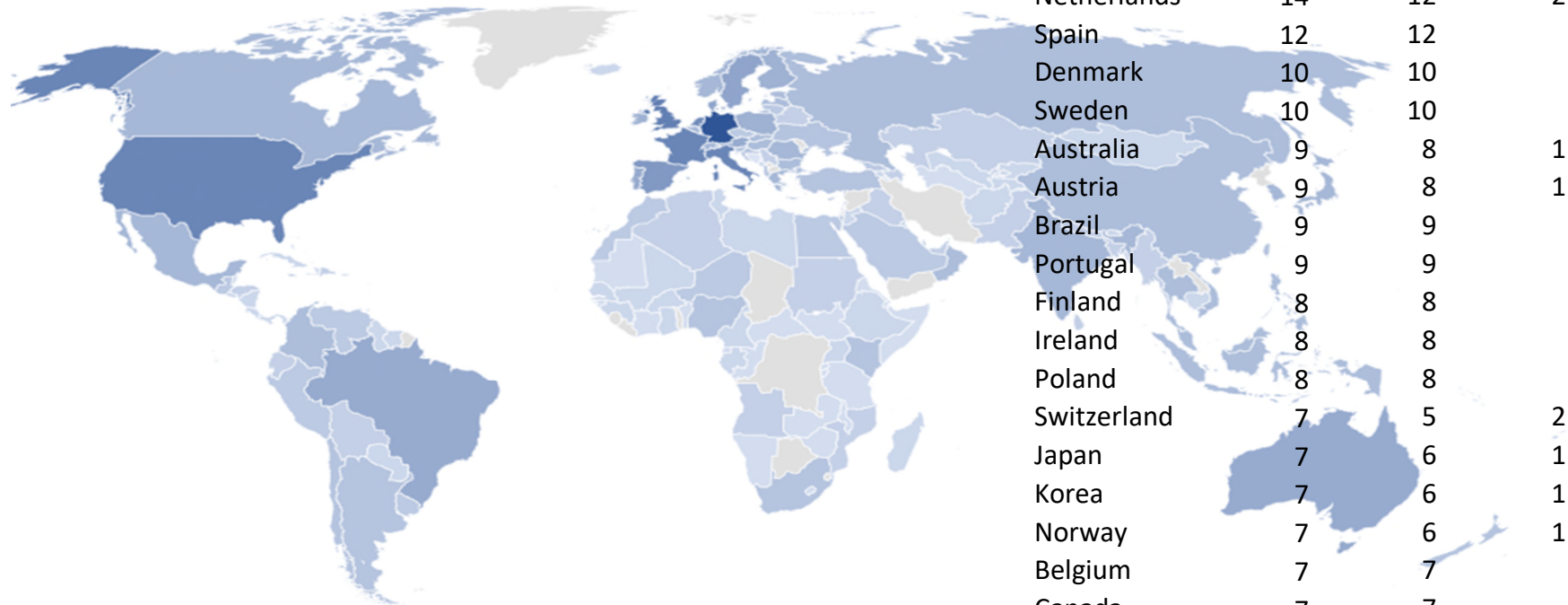
<https://supertracker.spi.ox.ac.uk/>

*Note: Some trackers cover several categories. Therefore, the sum of all categories does not sum up to the total number of trackers in the Supertracker collection.*

## Comparative and National Surveys included in Supertracker

### 4. Supertracker: 53 surveys listing

17 cross-national surveys &  
35 national (single country) surveys  
covering 180 countries

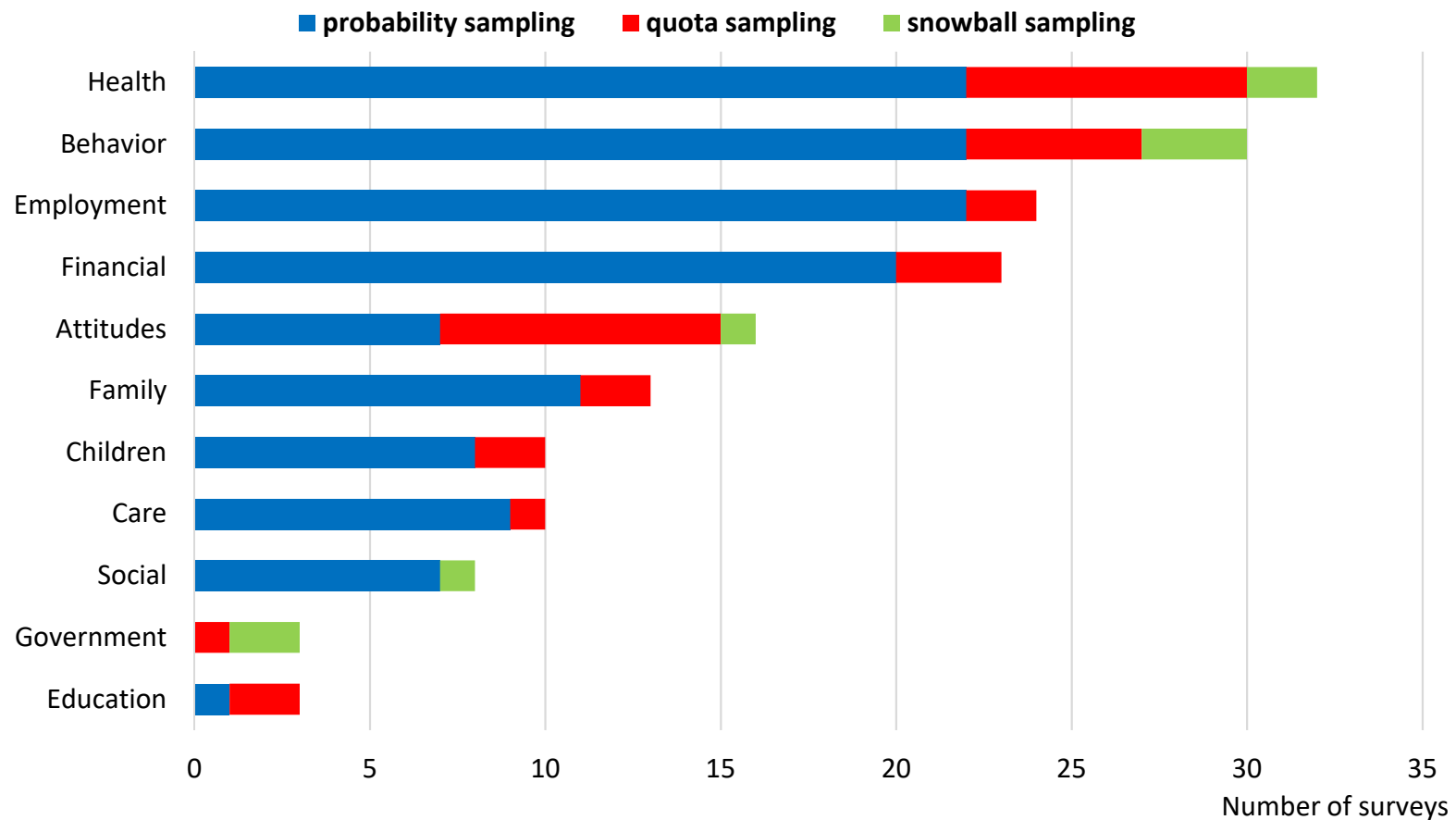


The section on surveys is edited by  
[Elias Naumann](#) (SFB884),  
University of Mannheim.



<https://supertracker.spi.ox.ac.uk/>

## 5. Oxford Supertracker: 53 Surveys listed cover a wide range of topics & sampling



<https://supertracker.spi.ox.ac.uk/>

*Note: Some surveys include data on several topics. Therefore, the sum of all categories does not sum up to the total number of surveys in the Supertracker collection. Probability sampling includes 3 trackers based on Facebook users.*

## 6. Opportunities

- Large datasets freely available to the public based on collective data gathering (incl. participatory data science)
- (Almost) real-time access to relevant policy measures, policy-relevant trends can be quickly observed
- Triangulation of information from various sources and combination of various indicators possible
- Allowing comparative and causal research designs (comparing differences across regions and time)

# 7. Challenges

- Limited coverage due to capacity constraints of producers
- Limited comparability due to different data structure and taxonomies
- Coordination may be ineffective at an advanced stage
- Keeping up the large data collection effort requires longer term resources

Overcoming challenges through coordination:

COVID-19 Public Health and Social Measures Data Coverage Conference <http://www.covid19-conference.org/>

# Appendix: further sources

- Directory: <https://supertracker.spi.ox.ac.uk/>
- Newsletter: <https://supertracker.spi.ox.ac.uk/#subscribe>
- Policy Brief: <https://supertracker.spi.ox.ac.uk/assets/STBrief-1.pdf>
- Background story in Nature Career Column: <https://www.nature.com/articles/d41586-020-02760-0>